



200W Single Output with PFC Function

RSP-200 series

Dimension

L	*	W	*	H
215	*	115	*	30 mm
8.46	*	4.53	*	1.18 inch

User's Manual



R33100
RoHS
CNS14336-1



AS/NZS60950-1



UL62368-1



BS EN/EN62368-1



(only for 5V)



GB4943.1



TPTC004 IEC62368-1



Features

- Universal AC input / Full range
- Built-in active PFC function
- High efficiency up to 90%
- Cooling by free air convection
- Protections: Short circuit / Overload / Over voltage / Over temperature
- Optional conformal coating
- LED indicator for power on
- 3 years warranty

Applications

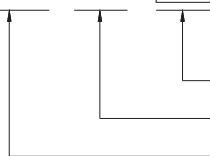
- Factory control or automation apparatus
- Test and measurement instrument
- Laser related machine
- Burn-in facility
- RF application

Description

RSP-200 is a 200W single output enclosed type AC/DC power supply. This series operates for 88~264VAC input voltage and offers the models with the DC output mostly demanded from the industry. Each model is cooled by free air convection, working for the temperature up to 70°C.

Model Encoding / Order Information

RSP - 200 - 5



Output voltage (2.5V/3.3V/4V/5V/7.5V/12V/13.5V/15V/24V/27V/36V/48V)
 Output wattage
 Series name



SPECIFICATION

MODEL	RSP-200-2.5	RSP-200-3.3	RSP-200-4	RSP-200-5	RSP-200-7.5	RSP-200-12	
OUTPUT	DC VOLTAGE	2.5V	3.3V	4V	5V	7.5V	12V
	RATED CURRENT	40A	40A	40A	40A	26.7A	16.7A
	CURRENT RANGE	0 ~ 40A	0 ~ 40A	0 ~ 40A	0 ~ 40A	0 ~ 26.7A	0 ~ 16.7A
	RATED POWER	100W	132W	160W	200W	200.25W	200.4W
	RIPPLE & NOISE (max.) Note.2	100mVp-p	100mVp-p	100mVp-p	150mVp-p	150mVp-p	150mVp-p
	VOLTAGE ADJ. RANGE	2.35 ~ 2.85V	2.97 ~ 3.8V	3.7 ~ 4.3V	4.5 ~ 5.5V	6 ~ 9V	10 ~ 13.2V
	VOLTAGE TOLERANCE Note.3	±2.0%	±2.0%	±2.0%	±2.0%	±2.0%	±1.0%
	LINE REGULATION	±0.5%	±0.5%	±0.5%	±0.5%	±0.5%	±0.3%
	LOAD REGULATION	±1.5%	±1.5%	±1.0%	±1.0%	±1.0%	±0.5%
	SETUP, RISE TIME	1500ms, 50ms/230VAC 3000ms, 50ms/115VAC at full load					
HOLD UP TIME (Typ.)	8ms at full load 230VAC /115VAC						
INPUT	VOLTAGE RANGE Note.4	88 ~ 264VAC	124 ~ 370VDC				
	FREQUENCY RANGE	47 ~ 63Hz					
	POWER FACTOR (Typ.)	PF>0.95/230VAC	PF>0.98/115VAC at full load				
	EFFICIENCY (Typ.)	79.5%	81.5%	84%	85.5%	89%	89%
	AC CURRENT (Typ.)	2A/115VAC	1.1A/230VAC		2.5A/115VAC	1.3A/230VAC	
	INRUSH CURRENT (Typ.)	20A/115VAC	40A/230VAC				
LEAKAGE CURRENT	<1mA / 240VAC						
PROTECTION	OVERLOAD	105 ~ 135% rated output power Protection type : Hiccup mode, recovers automatically after fault condition is removed					
	OVER VOLTAGE	2.88 ~ 3.5V	3.8 ~ 4.62V	4.5 ~ 5.6V	5.75 ~ 7V	9.4 ~ 10.9V	13.8 ~ 16.2V
	OVER TEMPERATURE	Shut down o/p voltage, recovers automatically after temperature goes down					
ENVIRONMENT	WORKING TEMP.	-30 ~ +70°C (Refer to "Derating Curve")					
	WORKING HUMIDITY	20 ~ 90% RH non-condensing					
	STORAGE TEMP., HUMIDITY	-40 ~ +85°C, 10 ~ 95% RH					
	TEMP. COEFFICIENT	±0.03%/°C (0 ~ 45°C)					
	VIBRATION	10 ~ 500Hz, 2G 10min./1cycle, 60min. each along X, Y, Z axes					
SAFETY & EMC (Note 5)	SAFETY STANDARDS	UL62368-1, TUV BS EN/EN62368-1, EAC TP TC 004, CCC GB4943.1, BSMI CNS14336-1, AS/NZS 60950.1 approved					
	WITHSTAND VOLTAGE	I/P-O/P:3KVAC	I/P-FG:2KVAC	O/P-FG:0.5KVAC			
	ISOLATION RESISTANCE	I/P-O/P, I/P-FG, O/P-FG:100M Ohms / 500VDC / 25°C / 70% RH					
	EMC EMISSION	Compliance to BS EN/EN55032 (CISPR32) Class B, BS EN/EN61000-3-2, -3, EAC TP TC 020, CNS13438, GB9254 Class B, GB17625.1					
	EMC IMMUNITY	Compliance to BS EN/EN61000-4-2,3,4,5,6,8,11, BS EN/EN55024, light industry level, criteria A, EAC TP TC 020					
OTHERS	MTBF	224.5K hrs min. MIL-HDBK-217F (25°C)					
	DIMENSION	215*115*30mm (L*W*H)					
	PACKING	0.72Kg; 15pcs/11.8Kg/0.67CUFT					
NOTE	<p>1. All parameters NOT specially mentioned are measured at 230VAC input, rated load and 25°C of ambient temperature.</p> <p>2. Ripple & noise are measured at 20MHz of bandwidth by using a 12" twisted pair-wire terminated with a 0.1uf & 47uf parallel capacitor.</p> <p>3. Tolerance : includes set up tolerance, line regulation and load regulation.</p> <p>4. Derating may be needed under low input voltages. Please check the derating curve for more details.</p> <p>5. The power supply is considered a component which will be installed into a final equipment. All the EMC tests are been executed by mounting the unit on a 360mm*360mm metal plate with 1mm of thickness. The final equipment must be re-confirmed that it still meets EMC directives. For guidance on how to perform these EMC tests, please refer to "EMI testing of component power supplies." (as available on http://www.meanwell.com)</p> <p>6. For charging related applications, please consult Mean Well for details.</p> <p>7. Strongly recommended that external output capacitance should not exceed 5000uF. (Only for: RSP-200-2.5/-3.3/-4/-5/-7.5/-12/-13.5/-15)</p> <p>8. The ambient temperature derating of 3.5°C/1000m with fanless models and of 5°C/1000m with fan models for operating altitude higher than 2000m(6500ft).</p> <p>※ Product Liability Disclaimer : For detailed information, please refer to https://www.meanwell.com/serviceDisclaimer.aspx</p>						

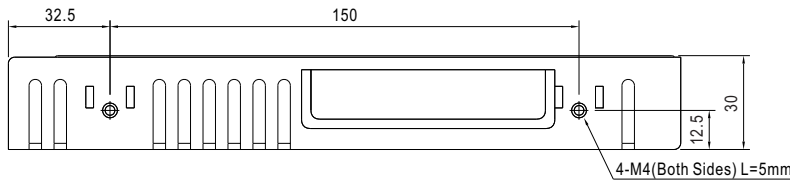
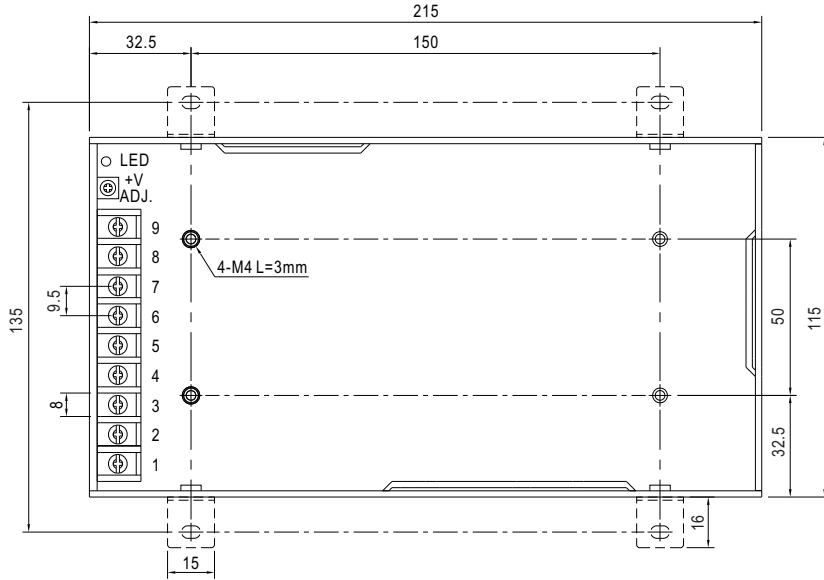


SPECIFICATION

MODEL	RSP-200-13.5	RSP-200-15	RSP-200-24	RSP-200-27	RSP-200-36	RSP-200-48	
OUTPUT	DC VOLTAGE	13.5V	15V	24V	27V	36V	48V
	RATED CURRENT	14.9A	13.4A	8.4A	7.5A	5.56A	4.2A
	CURRENT RANGE	0 ~ 14.9A	0 ~ 13.4A	0 ~ 8.4A	0 ~ 7.5A	0 ~ 5.56A	0 ~ 4.2A
	RATED POWER	201.15W	201W	201.6W	202.5W	200.16W	201.6W
	RIPPLE & NOISE (max.) Note.2	150mVp-p	150mVp-p	150mVp-p	200mVp-p	220mVp-p	240mVp-p
	VOLTAGE ADJ. RANGE	12 ~ 15V	13.5 ~ 18V	20 ~ 26.4V	26 ~ 31.5V	32.4 ~ 39.6V	41 ~ 56V
	VOLTAGE TOLERANCE Note.3	±1.0%	±1.0%	±1.0%	±1.0%	±1.0%	±1.0%
	LINE REGULATION	±0.3%	±0.3%	±0.2%	±0.2%	±0.2%	±0.2%
	LOAD REGULATION	±0.5%	±0.5%	±0.5%	±0.5%	±0.5%	±0.5%
	SETUP, RISE TIME	1500ms, 50ms/230VAC 3000ms, 50ms/115VAC at full load					
HOLD UP TIME (Typ.)	8ms at full load 230VAC /115VAC						
INPUT	VOLTAGE RANGE Note.4	88 ~ 264VAC	124 ~ 370VDC				
	FREQUENCY RANGE	47 ~ 63Hz					
	POWER FACTOR (Typ.)	PF>0.95/230VAC	PF>0.98/115VAC	at full load			
	EFFICIENCY (Typ.)	89%	89.5%	89.5%	89%	90%	90%
	AC CURRENT (Typ.)	2.5A/115VAC	1.3A/230VAC				
	INRUSH CURRENT (Typ.)	20A/115VAC	40A/230VAC				
LEAKAGE CURRENT	<1mA / 240VAC						
PROTECTION	OVERLOAD	105 ~ 135% rated output power Protection type : Hiccup mode, recovers automatically after fault condition is removed					
	OVER VOLTAGE	15.7 ~ 18.4V	18.8 ~ 21.8V	27.6 ~ 32.4V	32.9 ~ 38.3V	41.4 ~ 48.6V	58.4 ~ 68V
	OVER TEMPERATURE	Shut down o/p voltage, recovers automatically after temperature goes down					
ENVIRONMENT	WORKING TEMP.	-30 ~ +70°C (Refer to "Derating Curve")					
	WORKING HUMIDITY	20 ~ 90% RH non-condensing					
	STORAGE TEMP., HUMIDITY	-40 ~ +85°C, 10 ~ 95% RH					
	TEMP. COEFFICIENT	±0.03%/°C (0 ~ 45°C)					
	VIBRATION	10 ~ 500Hz, 2G 10min./1cycle, 60min. each along X, Y, Z axes					
SAFETY & EMC (Note 5)	SAFETY STANDARDS	UL62368-1, TUV BS EN/EN62368-1, EAC TP TC 004, CCC GB4943.1, BSMI CNS14336-1, AS/NZS 60950.1 approved					
	WITHSTAND VOLTAGE	I/P-O/P:3KVAC	I/P-FG:2KVAC	O/P-FG:0.5KVAC			
	ISOLATION RESISTANCE	I/P-O/P, I/P-FG, O/P-FG:100M Ohms / 500VDC / 25°C / 70% RH					
	EMC EMISSION	Compliance to BS EN/EN55032 (CISPR32) Class B, BS EN/EN61000-3-2,-3,EAC TP TC 020, CNS13438, GB9254 Class B, GB17625.1					
	EMC IMMUNITY	Compliance to BS EN/EN61000-4-2,3,4,5,6,8,11, BS EN/EN55024, light industry level, criteria A, EAC TP TC 020					
OTHERS	MTBF	224.5K hrs min. MIL-HDBK-217F (25°C)					
	DIMENSION	215*115*30mm (L*W*H)					
	PACKING	0.72Kg; 15pcs/11.8Kg/0.67CUFT					
NOTE	<p>1. All parameters NOT specially mentioned are measured at 230VAC input, rated load and 25°C of ambient temperature.</p> <p>2. Ripple & noise are measured at 20MHz of bandwidth by using a 12" twisted pair-wire terminated with a 0.1uf & 47uf parallel capacitor.</p> <p>3. Tolerance : includes set up tolerance, line regulation and load regulation.</p> <p>4. Derating may be needed under low input voltages. Please check the derating curve for more details.</p> <p>5. The power supply is considered a component which will be installed into a final equipment. The final equipment must be re-confirmed that it still meets EMC directives. For guidance on how to perform these EMC tests, please refer to "EMI testing of component power supplies." (as available on http://www.meanwell.com)</p> <p>6. For charging related applications, please consult Mean Well for details.</p> <p>7. Strongly recommended that external output capacitance should not exceed 5000uF. (Only for: RSP-200-2.5/-3.3/-4/-5/-7.5/-12/-13.5/-15)</p> <p>8. The ambient temperature derating of 3.5°C/1000m with fanless models and of 5°C/1000m with fan models for operating altitude higher than 2000m(6500ft).</p> <p>※ Product Liability Disclaimer : For detailed information, please refer to https://www.meanwell.com/serviceDisclaimer.aspx</p>						

■ Mechanical Specification

Case No.207B Unit:mm

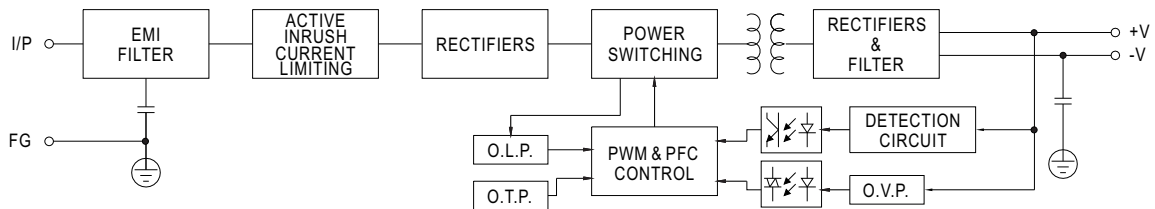


Terminal Pin No. Assignment :

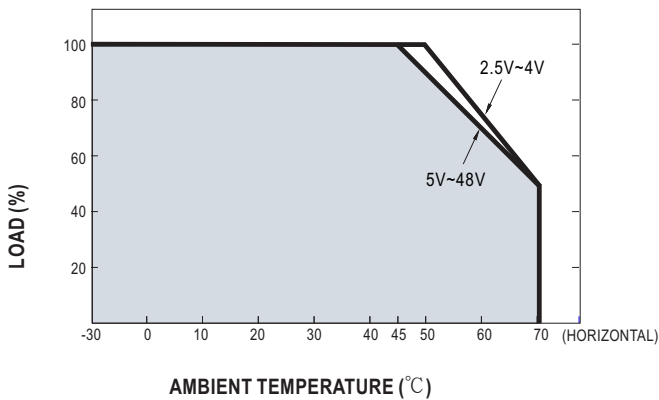
Pin No.	Assignment	Pin No.	Assignment
1	AC/L	4~6	DC OUTPUT -V
2	AC/N	7~9	DC OUTPUT +V
3	FG \perp		

■ Block Diagram

PFC fosc : 100KHz
PWM fosc : 100KHz



■ Derating Curve



■ Static Characteristics

